

CAROLINA COMPASS

Communications – Public Affairs – Strategic Services

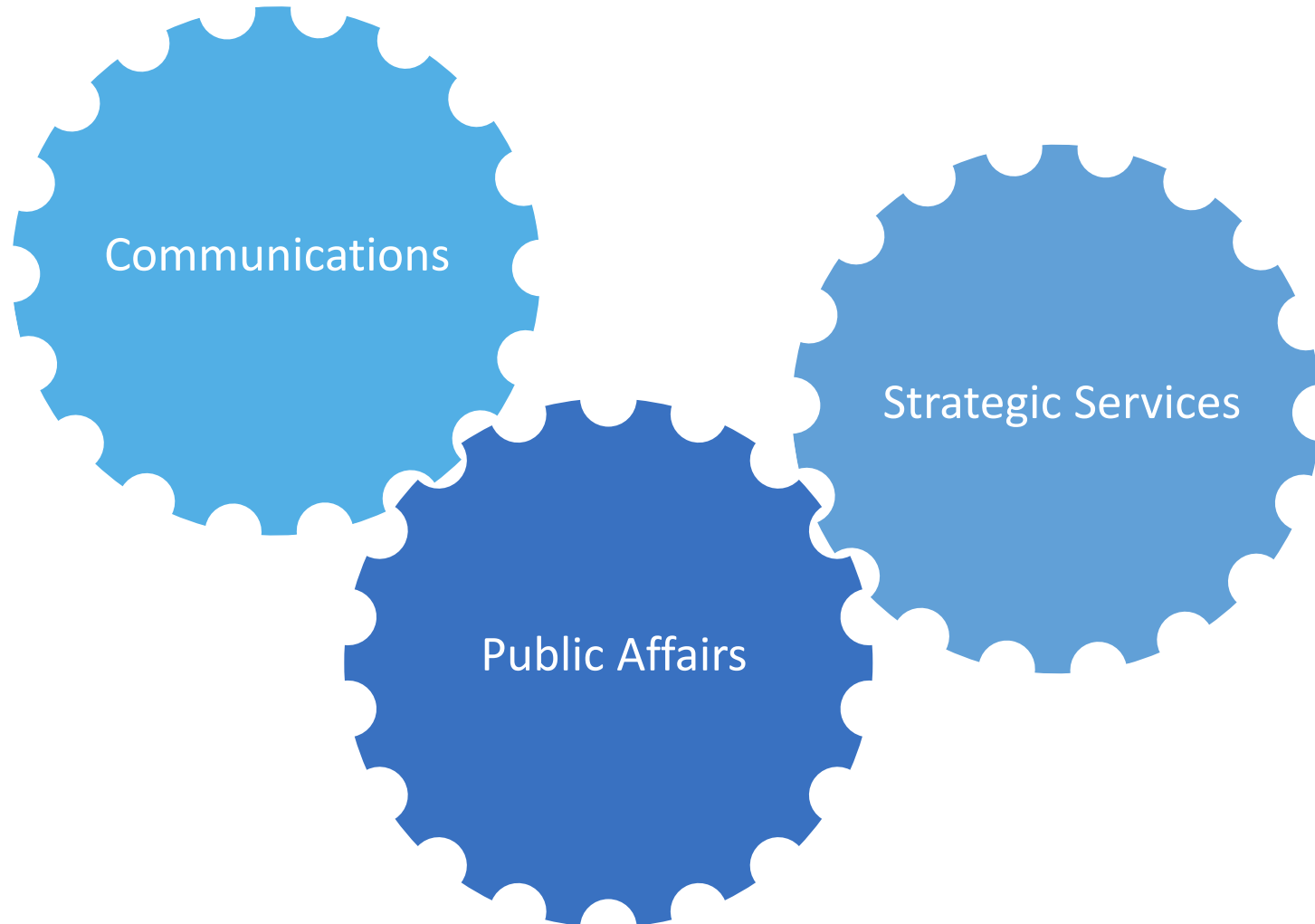
Board of Trustees Update

Joel Curran
Vice Chancellor
Communications and Public Affairs



THE UNIVERSITY
of NORTH CAROLINA
at CHAPEL HILL

CAROLINA COMPASS



Joel Curran, *Vice Chancellor*

UNIVERSITY COMMUNICATIONS

Rick White
Associate Vice Chancellor

WUNC

Connie Walker

NEWS

Karen Moon

Media Relations
News Releases
Pitching

CONTENT

Robbi Pickeral

Storytelling
Video
Graphics

LOCAL RELATIONS

Linda Convissor

UNC CREATIVE

Amanda Zettervall

INTERNAL COMMUNICATIONS

Patty Courtright

University Gazette
Campus Messaging
Alert Carolina

DIGITAL STRATEGIES

Scott Jared

unc.edu
Measurement
Social Media

STATE RELATIONS

Jen Willis

UNC VISITORS' CENTER

Missy Julian-Fox

CAMPUS COMMUNICATIONS

Tanya Moore

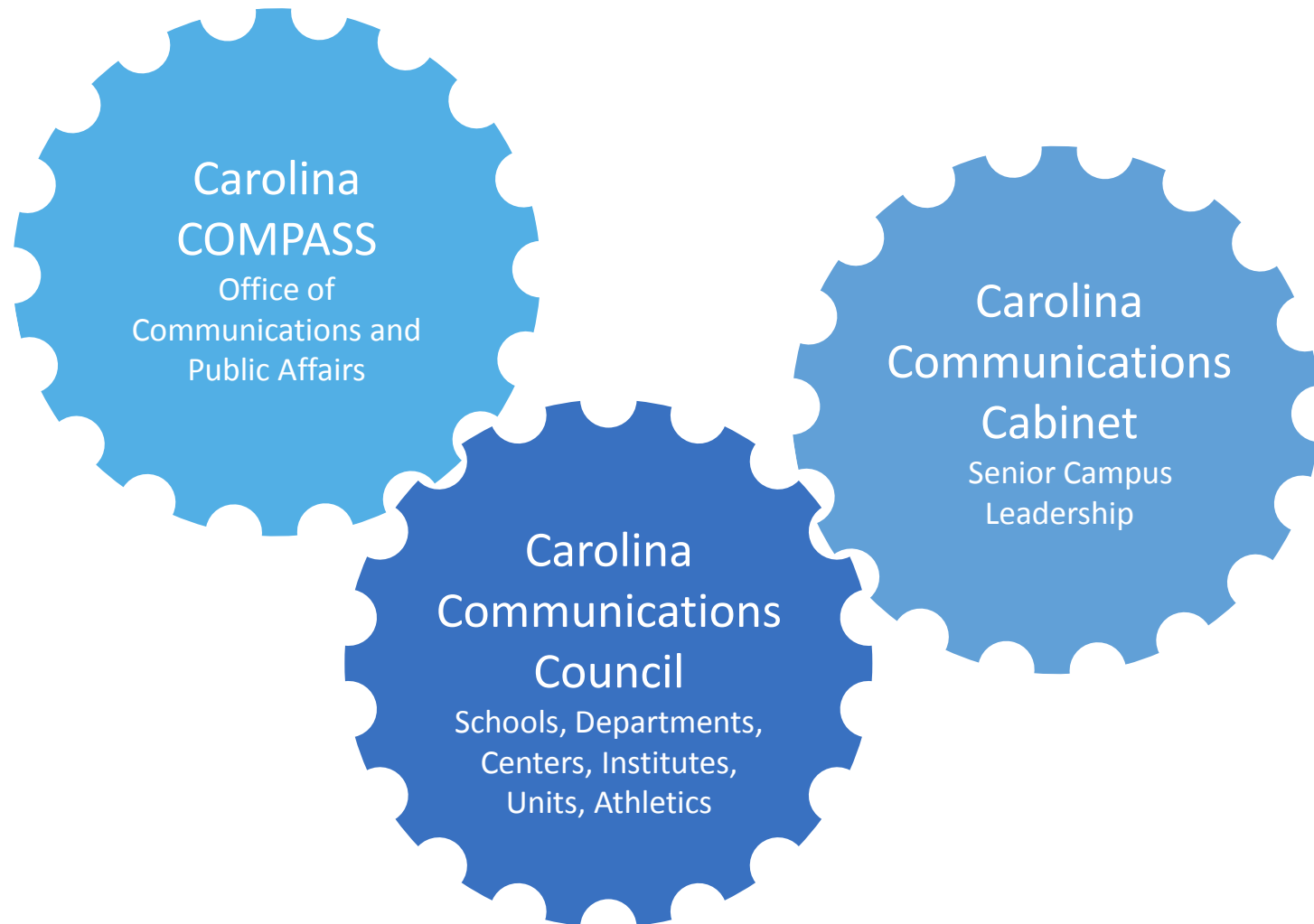
Student Affairs
Campus & Greek Life
Diversity & Title IX

UNIVERSITY RELATIONS

Mike McFarland

Alert Carolina, Public Records,
Board of Trustees & Board of Governors,
Issues Management

CAROLINA COMPASS



Recent Carolina Rankings

The New York Times The Upshot

	Pell (2012–2014)		
	Pell (2008)		
	Pell Change		
Vassar	23	12	+11
Grinnell	24	14	+10
UNC–Chapel Hill	21	13	+8
Smith	23	16	+7
Amherst	20	16	+4
Harvard	17	13	+4



Rank	School
#1	University of California—Berkeley Berkeley, CA
#2 Tie	University of California—Los Angeles Los Angeles, CA
#2 Tie	University of Virginia Charlottesville, VA
#4	University of Michigan—Ann Arbor Ann Arbor, MI
#5	University of North Carolina—Chapel Hill Chapel Hill, NC

Faculty Highlights



\$180 million to aid global health

The University of North Carolina at Chapel Hill's [Carolina Population Center](#) has received a five-year, \$180 million award for its [Monitoring and Evaluation to Assess and Use Results \(MEASURE\)](#) Evaluation project from the U.S. Agency for International Development (USAID).

The award, which goes into effect today (July 1) and is the second




The Washington Post

Interactive science classes benefit black, first-generation college students, study finds

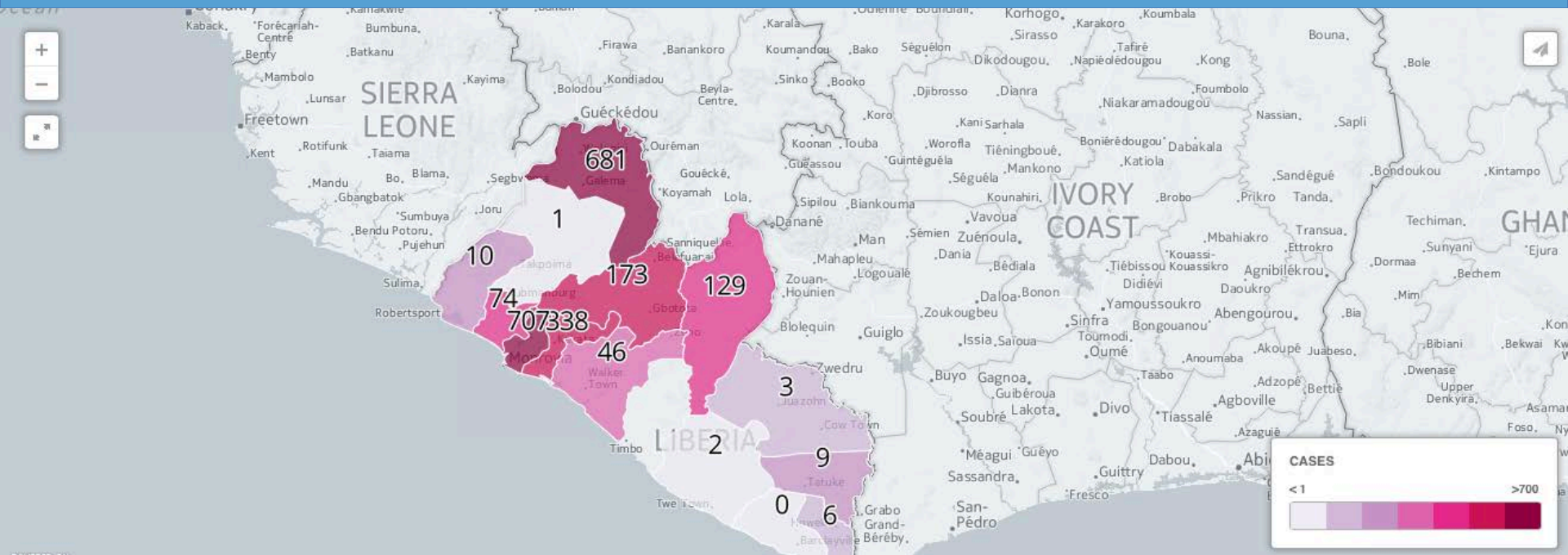
The New York Times

EDUCATION

Active Role in Class Helps Black and First-Generation College Students, Study Says



Ebola



CASES

2,184

421 CASES THIS WEEK


TOTAL DEATHS

1,212

208 DEATHS THIS WEEK

Turning the Tassel at UNC-Chapel Hill

A breakdown of 2014 undergraduate degree candidates by major



- # el Hill
- of 2014 undergraduate candidates by major
- | | | | | | |
|--|--|--|-----------------------------------|--|-----------------------------------|
| | African, African American & Diaspora Studies | | Contemporary European Studies | | Mathematical Decision Sciences |
| | American Studies | | Dental Hygiene | | Mathematics |
| | Anthropology | | Dramatic Art | | Music |
| | Applied Science | | Economics | | Nursing |
| | Archaeology | | Education | | Peace, War and Defense |
| | Asian Studies | | English | | Philosophy |
| | Biology | | Environmental Sciences | | Physics |
| | Business Administration | | Exercise and Sport Science | | Political Science |
| | Chemistry | | Geography | | Psychology |
| | Classics | | Geological Sciences | | Public Health |
| | Clinical Laboratory Science | | Germanic and Slavic Languages | | Public Policy |
| | Communication Studies | | Global Studies | | Radiological Science |
| | Computer Science | | History | | Religious Studies |
| | | | Information and Library Science | | Romance Languages |
| | | | Interdisciplinary Studies | | Russian and East European Studies |
| | | | Journalism and Mass Communication | | Sociology |
| | | | Latin American Studies | | Studio Art |
| | | | Linguistics | | Women's and Gender Studies |

Numbers presented are approximate and represent May 2014 undergraduate degree candidates with either a first or second major in the department. Graphic by Melanie Busbee and Helen Buchanan, News Services.

WELCOME, #UNC18!

A few stats on the newest members of the Carolina family

From a record pool of **31,331 APPLICANTS**



→ **3,988** ←

will join the Class of 2018

+ 802
new transfers
in classes of 2016 & 2017

Academics



SAT middle 50%
1810 - 2120

ACT middle 50%
28 - 33

19,301
AP scores reported

14%
graduated as valedictorian or salutatorian

42%
graduated in the top 10 students of their class

77%
graduated in the top 10% of their class
(Of the 74% who reported rank in class)

SCIENTISTS
ARTISTS
DANCERS
ENTREPRENEURS
WRITERS
VETERANS
ATHLETES
ACTIVISTS



Demographics

3,177 North Carolinians from 94 counties

716 students from 38 other states

95 international students

9,900 miles
greatest distance traveled
(Singapore)

<1 mile
shortest distance traveled
(Chapel Hill)

24 SETS OF TWINS

13%
CAROLINA COVENANT

FIRST IN THEIR FAMILY
★
18% FIRST GENERATION
★
TO EARN A DEGREE

34% identified as a race or ethnicity other than Caucasian

14% ASIAN AMERICAN
11% AFRICAN AMERICAN
8% LATINA/O
2% AMERICAN INDIAN

42% male
58% female

MOST COMMON FEMALE NAME: EMILY | MOST COMMON MALE NAME: JOHN

Accomplishments

(TO NAME JUST A FEW)



Worked as apprentice in family construction business



Raised \$12,000 to donate paintings to hospices



Earned a Purple Heart as a staff sergeant in Afghanistan



Planted 160+ trees on school campus with environmental club



Won gold medal at state Science Olympiad



Published four illustrated books for children



Reported MLB news to 23,000 Twitter followers and major news outlets



Champion chess player, finishing first in the state



THE UNIVERSITY
of NORTH CAROLINA
at CHAPEL HILL

unc.edu

MINDS ON A MISSION

