



THE UNIVERSITY
of **NORTH CAROLINA**
at **CHAPEL HILL**

Proposed Tuition & Fees
Academic Year 2014-15

Office of the Executive Vice Chancellor and Provost

November 2013

Public Peer Institutions Tuition and Fees

2013-2014

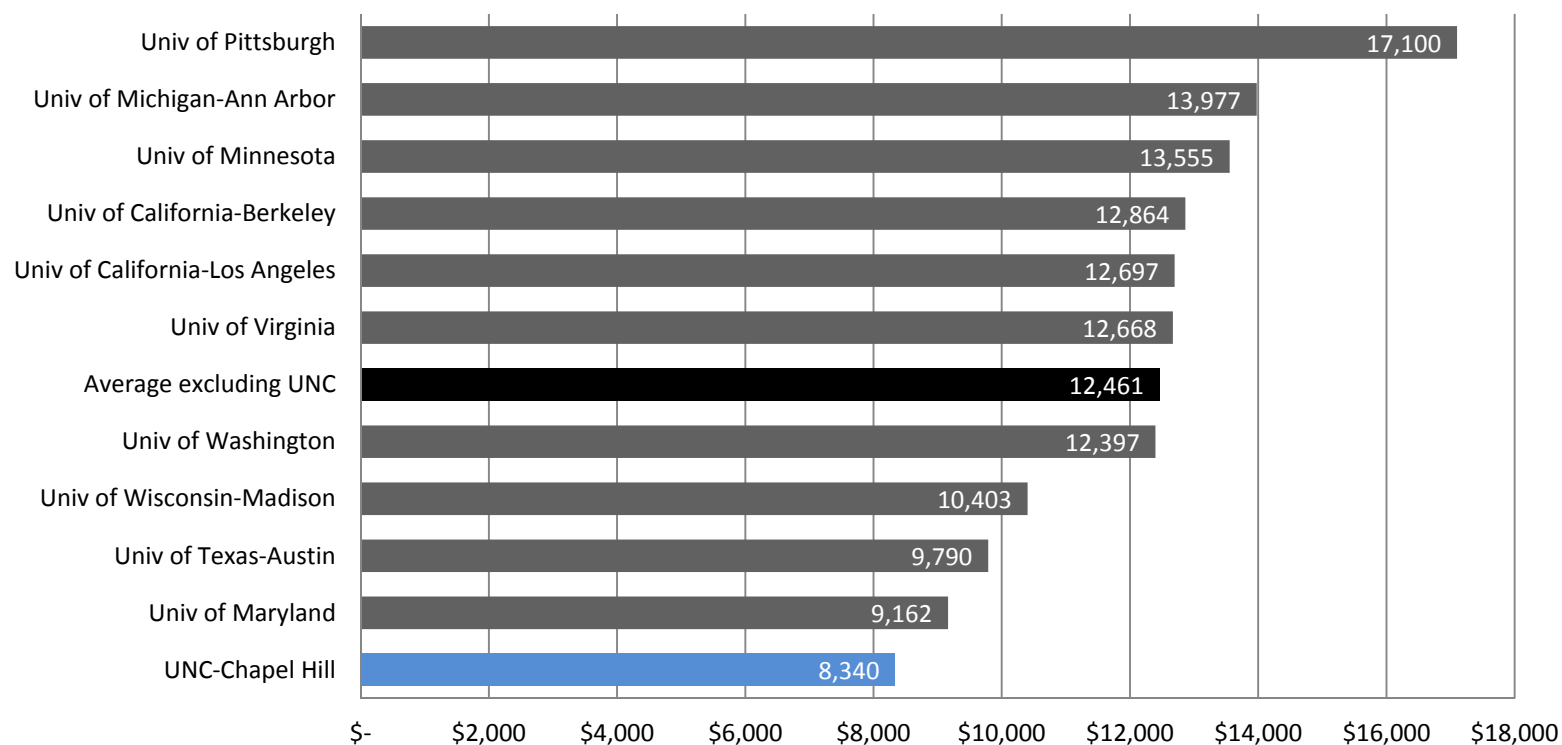


THE UNIVERSITY
of NORTH CAROLINA
at CHAPEL HILL

Public Peer Institutions

Undergraduate Residents - 2013-14 Tuition & Fees

2013-14 Undergraduate Resident Rates

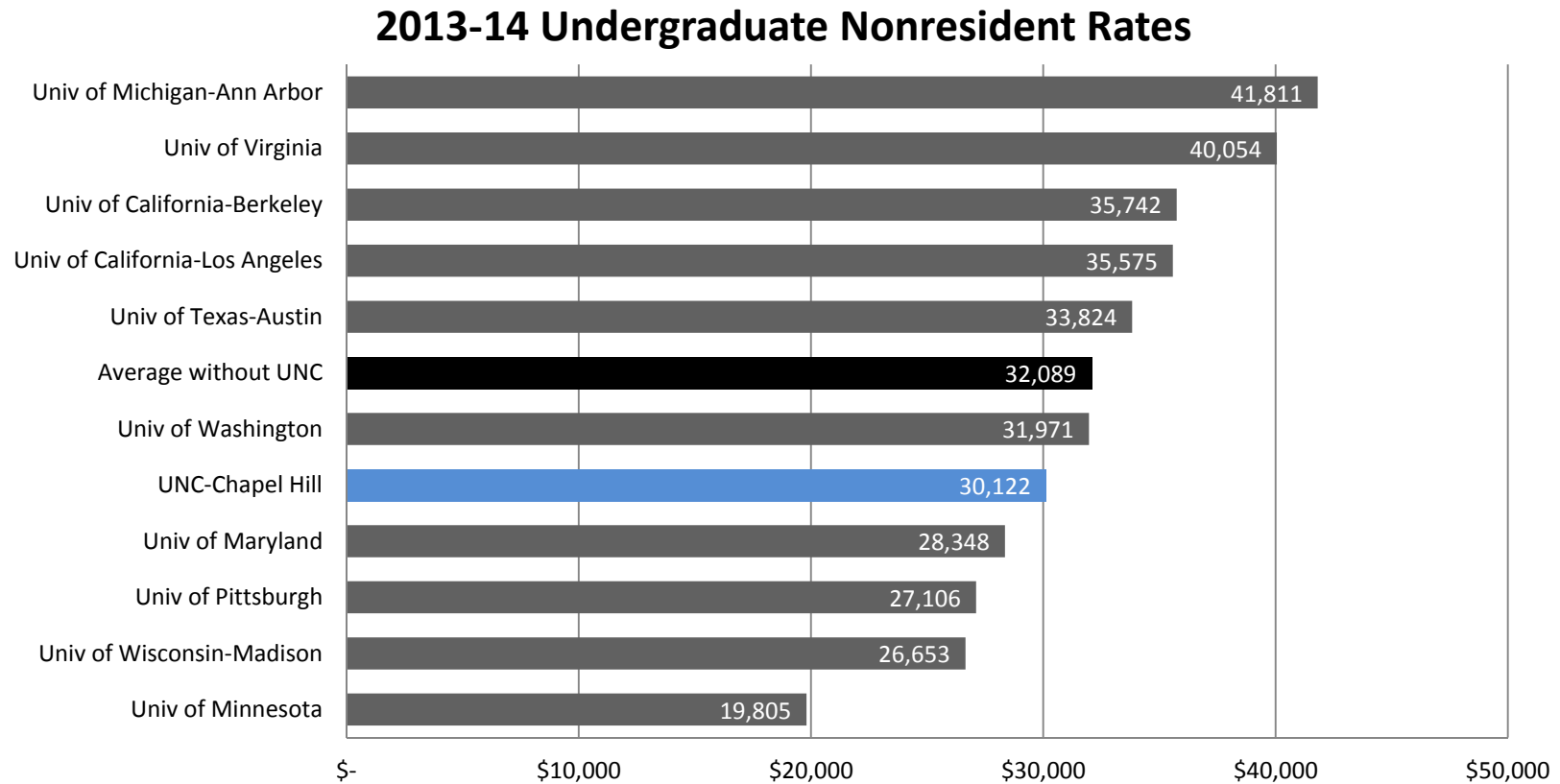


THE UNIVERSITY
of NORTH CAROLINA
at CHAPEL HILL

As of October 1, 2013 – Data obtained from AAUDE Tuition and Fee Survey and institutional websites.
Tuition and fee rates noted exclude all known health insurance charges.

Public Peer Institutions

Undergraduate Nonresidents - 2013-14 Tuition & Fees



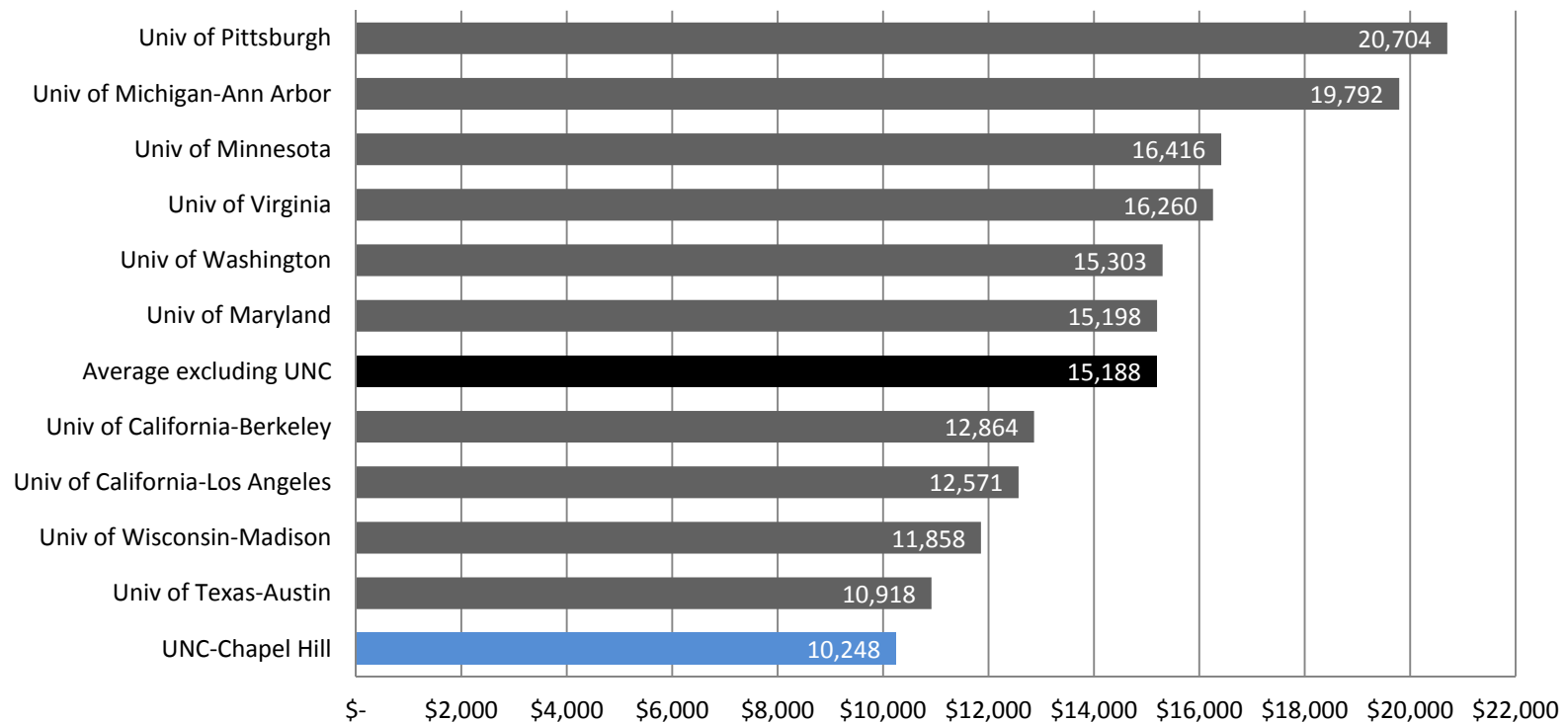
THE UNIVERSITY
of NORTH CAROLINA
at CHAPEL HILL

As of October 1, 2013 – Data obtained from AAUDE Tuition and Fee Survey and institutional websites.
Tuition and fee rates noted exclude all known health insurance charges.

Public Peer Institutions

Graduate Residents - 2013-14 Tuition & Fees

2013-14 Graduate Resident Rates



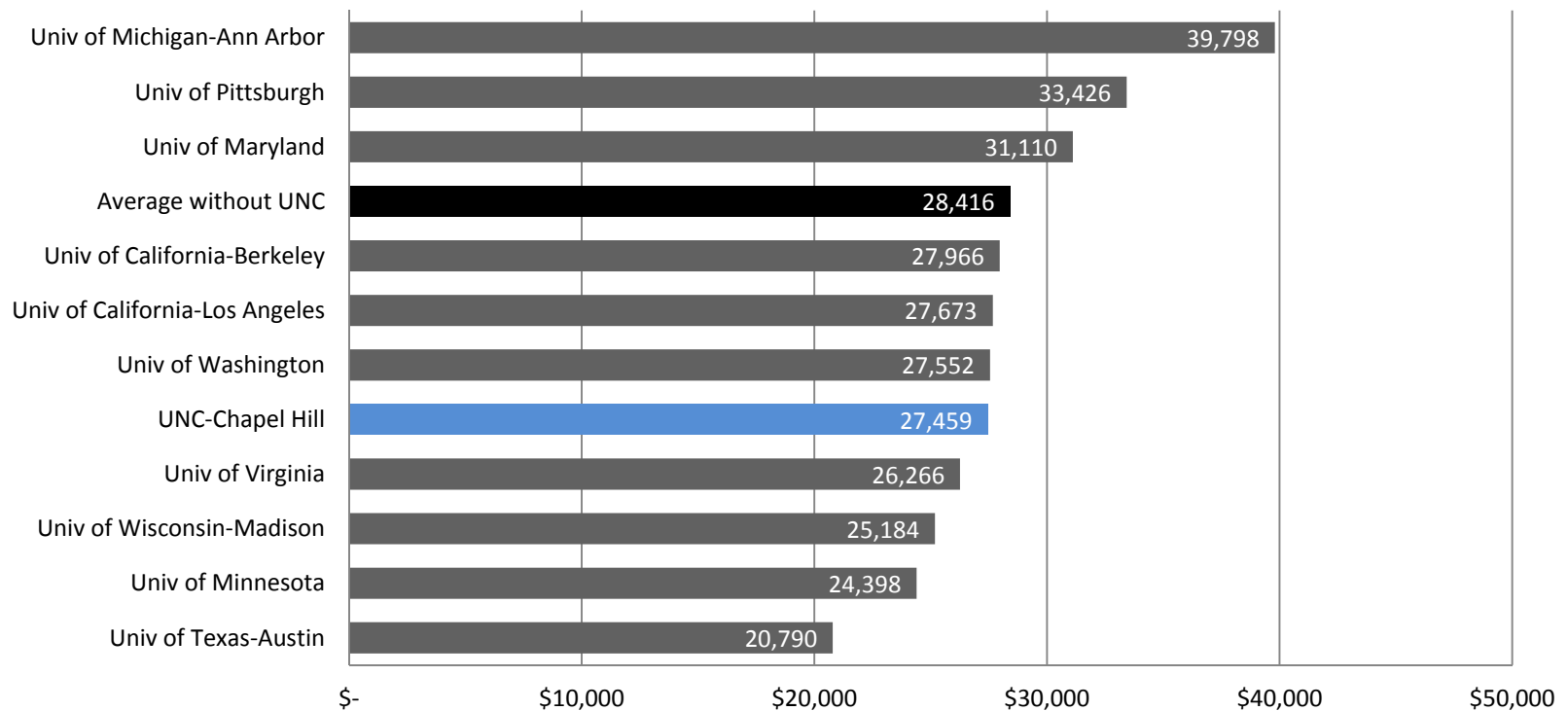
THE UNIVERSITY
of NORTH CAROLINA
at CHAPEL HILL

As of October 1, 2013 – Data obtained from AAUDE Tuition and Fee Survey and institutional websites.
Tuition and fee rates noted exclude all known health insurance charges.

Public Peer Institutions

Graduate Nonresidents - 2013-14 Tuition & Fees

2013-14 Graduate Nonresident Rates



THE UNIVERSITY
of NORTH CAROLINA
at CHAPEL HILL

As of October 1, 2013 – Data obtained from AAUDE Tuition and Fee Survey and institutional websites.
Tuition and fee rates noted exclude all known health insurance charges.

2013-2014 Tuition & Fees Rate Comparison

Public Peer Institutions – Residents

Institution	2013-14 Undergraduate Rates	1-Year Change
Univ of Pittsburgh	17,100	510
Univ of Michigan-Ann Arbor	13,977	158
Univ of Minnesota	13,555	96
Univ of California-Berkeley	12,864	(10)
Univ of California-Los Angeles	12,697	5
Univ of Virginia	12,668	452
Univ of Washington	12,397	14
Univ of Wisconsin-Madison	10,403	18
Univ of Texas-Austin	9,790	(2)
Univ of Maryland	9,162	254
Average excluding UNC	12,461	150
UNC-Chapel Hill	8,340	646

25th
Percentile

Institution	2013-14 Graduate Rates	1-Year Change
Univ of Pittsburgh	20,704	628
Univ of Michigan-Ann Arbor	19,792	358
Univ of Minnesota	16,416	562
Univ of Virginia	16,260	598
Univ of Washington	15,303	945
Univ of Maryland	15,198	561
Univ of California-Berkeley	12,864	(10)
Univ of California-Los Angeles	12,571	5
Univ of Wisconsin-Madison	11,858	19
Univ of Texas-Austin	10,918	4
Average excluding UNC	15,188	367
UNC-Chapel Hill	10,248	556



THE UNIVERSITY
of NORTH CAROLINA
at CHAPEL HILL

As of October 1, 2013 – Data obtained from AAUDE Tuition and Fee Survey and institutional websites.
Tuition and fee rates noted exclude all known health insurance charges.

2013-2014 Tuition & Fees Rate Comparison

Public Peer Institutions – Nonresidents

Institution	2013-14 Undergraduate Rates	1-Year Change
Univ of Michigan-Ann Arbor	41,811	1,315
Univ of Virginia	40,054	1,826
Univ of California-Berkeley	35,742	(10)
Univ of California-Los Angeles	35,575	5
Univ of Texas-Austin	33,824	764
Univ of Washington	31,971	2,033
Univ of Maryland	28,348	1,060
Univ of Pittsburgh	27,106	826
Univ of Wisconsin-Madison	26,653	19
Univ of Minnesota	19,805	1,096
Average excluding UNC	32,089	893
UNC-Chapel Hill	30,122	1,676

75th
Percentile

Institution	2013-14 Graduate Rates	1-Year Change
Univ of Michigan-Ann Arbor	39,798	722
Univ of Pittsburgh	33,426	1,028
Univ of Maryland	31,110	1,185
Univ of California-Berkeley	27,966	(10)
Univ of California-Los Angeles	27,673	5
Univ of Washington	27,552	784
Univ of Virginia	26,266	598
Univ of Wisconsin-Madison	25,184	18
Univ of Minnesota	24,398	794
Univ of Texas-Austin	20,790	28
Average excluding UNC	28,416	515
UNC-Chapel Hill	27,459	1,677



THE UNIVERSITY
of NORTH CAROLINA
at CHAPEL HILL

As of October 1, 2013 – Data obtained from AAUDE Tuition and Fee Survey and institutional websites.

Tuition and fee rates noted exclude all known health insurance charges.

UNC-Chapel Hill Tuition Increase History

Tuition Increases 2009-2014				
	Undergraduate		Graduate	
Year	Resident	Nonresident	Resident	Nonresident
2009-2010	\$ 160	\$ 1,150	\$ 400	\$ 400
2010-2011	950	1,677	950	1,282
2011-2012	313	1,523	414	1,371
2012-2013	695	1,622	1,057	1,460
2013-2014	600	1,630	509	1,630
5-Year Average Increase	\$ 544	\$ 1,520	\$ 666	\$ 1,229



UNC-Chapel Hill Proposed Tuition

2014-2015



THE UNIVERSITY
of NORTH CAROLINA
at CHAPEL HILL

Academic Year 2014-2015

Tuition Increases

Student Type	2013-14 Current Tuition	2014-15 Statutory Increase	2014-15 Proposed Campus Based Increase	2014-15 Base Tuition Rate	Percent Increase
Undergraduate					
Resident	\$ 6,423	\$ -	\$ -	\$ 6,423	0.0%
Non Resident	28,205	3,469	-	31,674	12.3%
Graduate					
Resident	\$ 8,343	-	\$ 350	\$ 8,693	4.2%
Non Resident	25,554	-	350	25,904	1.4%



Projected 2014-15 Tuition Rates & Revenue

Graduate Students: \$350 Increase

	Estimated AA-FTE	Current 2013-14 Tuition Rates	2014-15 Statutory Increase	Proposed 2014-15 CBTI	Proposed 2014-15 Tuition	Proposed 2014-15 Tuition Increase %	Estimated Additional CBTI Revenue
Grad – R	6,170	\$ 8,343	\$ -	\$ 350	\$ 8,693	4.2%	\$ 2,159,500
Grad – NR	3,139	25,554	-	350	25,904	1.4%	1,098,650
TOTAL	9,309						\$3,258,150



School-Based Tuition Increases

- Six of our schools have elected to increase their school-based tuition due to the magnitude of the cuts.
- Most have been in the bottom quartile of their peer groups.
- All have considerable market-based capabilities for such increases.
- There are no prohibitions imposed by the Board of Governors.



Proposed School Based Tuition Increases 2014-2015 – Academic Affairs

	2013-14 Current Tuition	Previously Approved SBTI	Campus Based Increase	Proposed School Based Increase	2014-15 Total Increase	2014-15 Planned Tuition	Percent Increase	2015-16 SBTI
Kenan-Flagler Business School								
MBA Resident	\$ 31,510	\$ -	\$ 350	\$ 4,375	\$ 4,725	\$ 36,235	15.0%	\$ -
MBA Nonresident	50,942	-	350	1,178	1,528	52,470	3.0%	-
Master of Accounting Resident	26,795	-	350	3,670	4,020	30,815	15.0%	-
Master of Accounting Nonresident	43,942	-	350	968	1,318	45,260	3.0%	-
School of Government								
MPA Resident	9,143	50	350	-	400	9,543	4.4%	-
MPA Nonresident	26,354	50	350	-	400	26,754	1.5%	-



Proposed School Based Tuition Increases 2014-2015 – Academic Affairs (continued)

	2013-14 Current Tuition	Previously Approved SBTI	Campus Based Increase	Proposed School Based Increase	2014-15 Total Increase	2014-15 Planned Tuition	Percent Increase	2015-16 SBTI
School of Information & Library Science								
Post Masters Certificate - PMC Resident	\$ 12,843	\$ 500	350	-	850	13,693	6.6%	-
Post Masters Certificate - PMC Nonresident	30,054	500	350	-	850	30,904	2.8%	-
MS Info Science, MS Lib Science Resident	10,093	250	350	-	600	10,693	5.9%	-
MS Info Science, MS Lib Science Nonresident	27,304	250	350	-	600	27,904	2.2%	-
School of Social Work								
MSW Resident	10,143	-	350	500	850	10,993	8.4%	500
MSW Nonresident	27,104	-	350	500	850	27,954	3.1%	500



Proposed School Based Tuition Increases 2014-2015 – Health Affairs

	2013-14 Current Tuition	Previously Approved SBTI	Campus Based Increase	Proposed School Based Increase	2014-15 Total Increase	2014-15 Planned Tuition	Percent Increase	2015-16 SBTI
School of Dentistry								
DDS Resident	\$ 25,865	\$ 1,000	\$350	\$ 500	\$ 1,850	\$ 27,715	7.2%	\$ -
DDS Nonresident	45,060	4,000	350	1,000	5,350	50,410	11.9%	-
School of Medicine								
MD Resident	17,537	1,000	350	-	1,350	18,887	7.7%	-
MD Nonresident	44,416	1,000	350	-	1,350	45,766	3.0%	-
School of Medicine - Department of Allied Health								
SPHS, RPSY, OCCT, PHYT, AUDI, PHTX, MCLS, MRS Resident	13,193	500	350	-	850	14,043	6.4%	-
SPHS, RPSY, OCCT, PHYT, AUDI, PHTX, MCLS, MRS Nonresident	30,404	500	350	-	850	31,254	2.8%	-



Proposed School Based Tuition Increases 2014-2015 – Health Affairs (continued)

	2013-14 Current Tuition	Previously Approved SBTI	Campus Based Increase	Proposed School Based Increase	2014-15 Total Increase	2014-15 Planned Tuition	Percent Increase	2015-16 SBTI
School of Nursing								
MS Nursing, Post-MS Nursing Resident	\$12,493	\$850	\$350	\$ -	\$1,200	\$13,693	9.6%	\$ -
MS Nursing, Post-MS Nursing Nonresident	29,704	850	350	-	1,200	30,904	4.0%	-
Doctorate of Nursing Practice Resident	12,493	-	350	850	1,200	13,693	9.6%	-
Doctorate of Nursing Practice Nonresident	29,704	-	350	850	1,200	30,904	4.0%	-
Eshelman School of Pharmacy								
PharmD Resident	17,555	-	350	439	789	18,344	4.5%	-
PharmD Nonresident	40,019	-	350	439	789	40,808	2.0%	-



UNC-Chapel Hill Proposed Fees

2014-2015



THE UNIVERSITY
of NORTH CAROLINA
at CHAPEL HILL

Undergraduate Fees: All Students Pay Requested 2014-15

	Current 2013-14 Fees	Requested 2014-15 Fees
General Fees *	\$ 1,514.13	\$ 1,524.99
Debt Service Fees	185.85	185.85
Special Fees	51.00	51.00
Misc Fees *	166.04	178.05
UG - Total Fees *	\$ 1,917.02	\$ 1,939.89
Total Dollar Increase *	\$ 46.79	\$ 22.87
Total Percentage Increase *	2.5%	1.2%

*** DOES NOT INCLUDE:**

- 2 fees that did not reach TFATF consensus:
 - General – Athletics Fee: \$4.75
 - Misc – Night Parking Fee: \$10.40



Graduate Fees: All Students Pay Requested 2014-15

	Current 2013-14 Fees	Requested 2014-15 Fees
General Fees *	\$ 1,502.15	\$ 1,513.01
Debt Service Fees	185.85	185.85
Special Fees	51.00	51.00
Misc Fees *	166.04	178.05
UG - Total Fees *	\$ 1,905.04	\$ 1,927.91
Total Dollar Increase *	\$ 46.61	\$ 22.87
Total Percentage Increase *	2.5%	1.2%

*** DOES NOT INCLUDE:**

- 1 fee without SFAS approval (Grad Stud Prog Fee (\$26.25))
- 2 fees that did not reach TFATF consensus:
 - General – Athletics Fee: \$4.75
 - Misc – Night Parking Fee: \$10.40



Summary of Fees Requested 2014-15

Fees	Proposed Change	<=HEPI	SFAS Approval	New Fee	TFATF Approval
Special Fees					
Registered Dietitian Training Fee	\$107.00	N/A	YES	X	YES
Miscellaneous Fees					
Student Transit/Safe Ride Fee *	9.01	NO	PARTIAL		YES to Revised Fee
Student ID Fee	3.00	NO	YES		YES
Orientation and/or Graduation Fees:					
Incoming student Fee – Freshman	0.82	YES	YES		YES
Incoming student fee – Transfer	0.82	YES	YES		YES
Grad Student Programming Fee	(26.25)	YES	NO		NO
Social Work – Jump Start	0.83	YES	YES		YES
Total		4	5	1	5



THE UNIVERSITY
of NORTH CAROLINA
at CHAPEL HILL

*** DOES NOT INCLUDE:**

- 2 fees without SFAS & TFATF consensus:
 - Night Parking Fee \$10.40
 - Athletics Fee \$4.75



THE UNIVERSITY
of NORTH CAROLINA
at CHAPEL HILL