



THE UNIVERSITY
of NORTH CAROLINA
at CHAPEL HILL

Graduate Student Support

Bernadette Gray-Little

Executive Vice Chancellor and Provost

Presented to:

UNC-Chapel Hill Board of Trustees

January 24, 2008

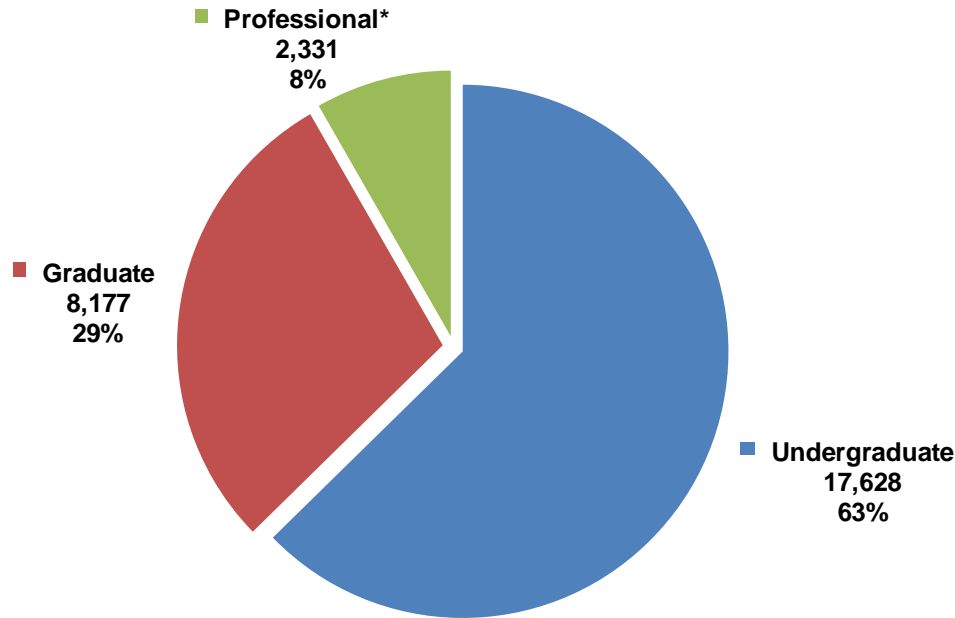
Topics Addressed

- Types of financial support available to graduate students
- Numbers of students funded and average value of awards
- Competitiveness of UNC-Chapel Hill's graduate student stipends in relation to peer institutions
- Sources of revenue for graduate student support



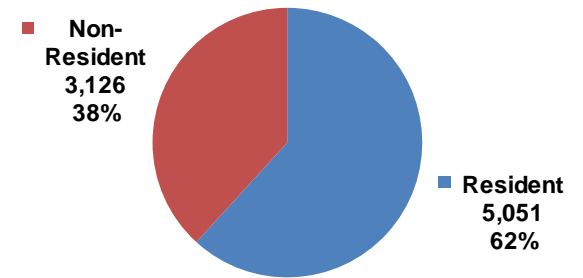
Graduate Student Profile

Graduate Students as Percentage of Total Enrollments

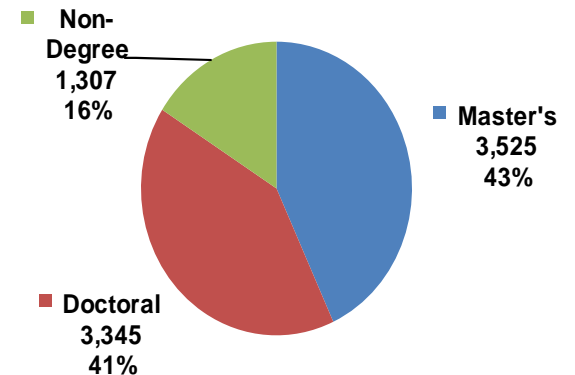


*MD, JD, PharmD, DDS

Residency



Degree Type



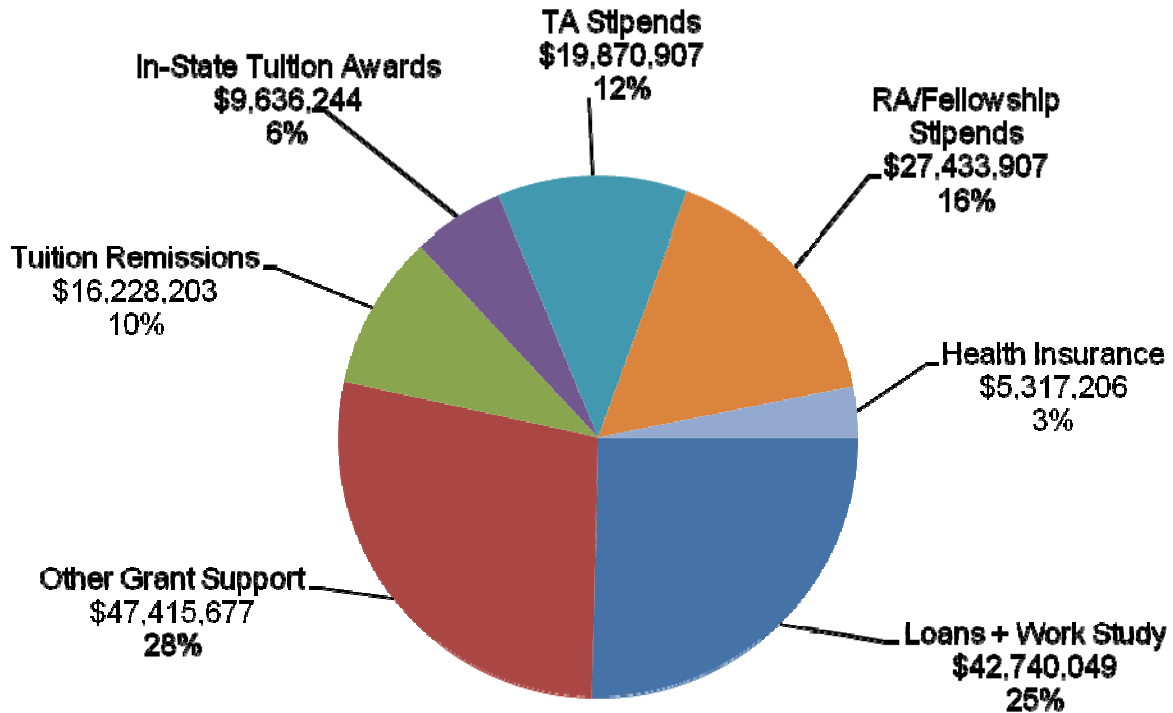
Distribution of Graduate Students

	School	Total
Academic Affairs N=3,898 (48%)	Arts & Sciences (MA/MS, PhD)	2,104
	Business (MBA, MAC, PhD)	725
	Education (MA/MS, PhD, EdD)	370
	Government (MPA)	47
	Journ & Mass Comm (MA, PhD)	80
	Info & Lib Science (MS, PhD)	334
	Social Work (MSW, PhD)	238
Health Affairs N=2,073 (25%)	Medicine (MS, PhD, DPT)	731
	Dentistry (MS, PhD)	93
	Nursing (MS, PhD)	221
	Public Health (MS, MPH, PhD, DPH)	934
	Pharmacy (PhD)	94
Other N=2,206 (27%)	Continuing Studies (non-degree)	590
	Off-Campus (MS, DPT, non-degree)	1,454
	Visiting (non-degree)	162
	Total	8,177



Types of Financial Support Available to Graduate Students

All Sources Disbursed to Graduate Students, 2006-07



Note: This chart does not include aid to MD, DDS, PharmD, and JD students.

Total: \$168,642,193



THE UNIVERSITY
of NORTH CAROLINA
at CHAPEL HILL

Source: Student Aid Accounting and Reporting System (StARS)

Financial Support Categories

- **Service-Based Stipends**
 - Teaching Assistantship Stipends
 - Research Assistantship Stipends
 - Graduate Assistantship Stipends
- **Non-Service Based Stipends**
 - Fellowship Stipends
 - Traineeship Stipends
- **Tuition Support**
 - Tuition Remissions
 - In-State Tuition Awards
- **Need-Based Financial Aid**
- **Health Insurance**



Criteria for Stipend Awards

To qualify for a stipend award, students must be fully-enrolled, degree-seeking, on-campus doctoral or masters/doctoral sequence students.*

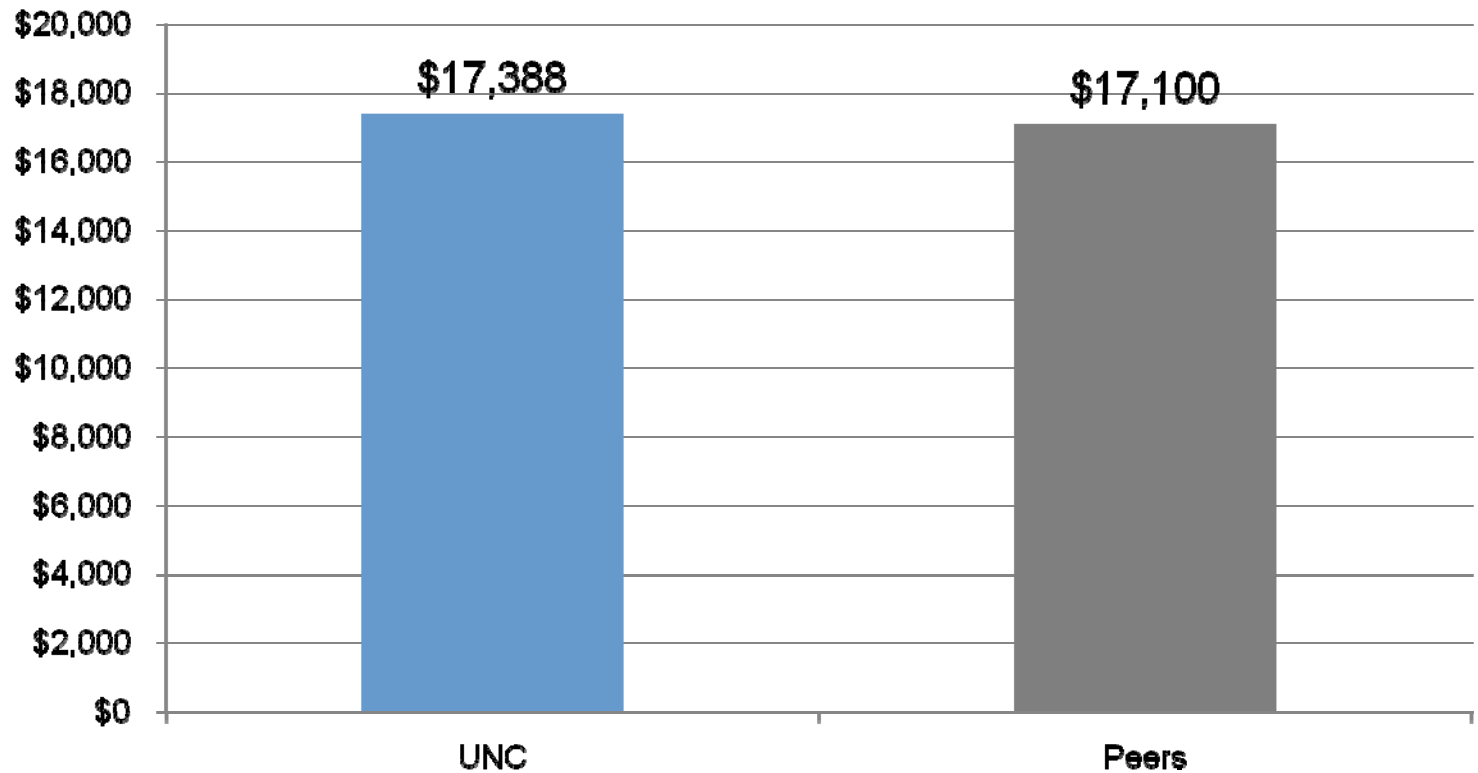
- **Teaching Assistants:** Assignments vary depending on departmental needs and student qualifications. Examples include:
 - Full responsibility for teaching a class (requires at least 18 graduate credit hours in the teaching area, pedagogical training, and continued supervision by a full faculty member)
 - Leading recitation sections and laboratory experiences
 - Providing grading or tutoring support to faculty
- **Research Assistants:** Selected by faculty to participate in their research programs; usually a 12-month appointment.
- **Graduate Assistants:** May be hired to perform miscellaneous activities for an academic or administrative unit; usually in exchange for an hourly rate of pay.
- **Fellowship/Traineeship:** Awarded by The Graduate School, academic departments, and outside agencies on a competitive basis. Typically no service expectations. Examples: Graduate School Fellow, National Science Foundation Fellowship, National Institute of Health Training Grant.

**Some exceptions are made for students in selected terminal master's programs.*



Research Assistantships

Average 9-Month Research Assistantship Stipends: UNC vs. Public Peers, 2006-07



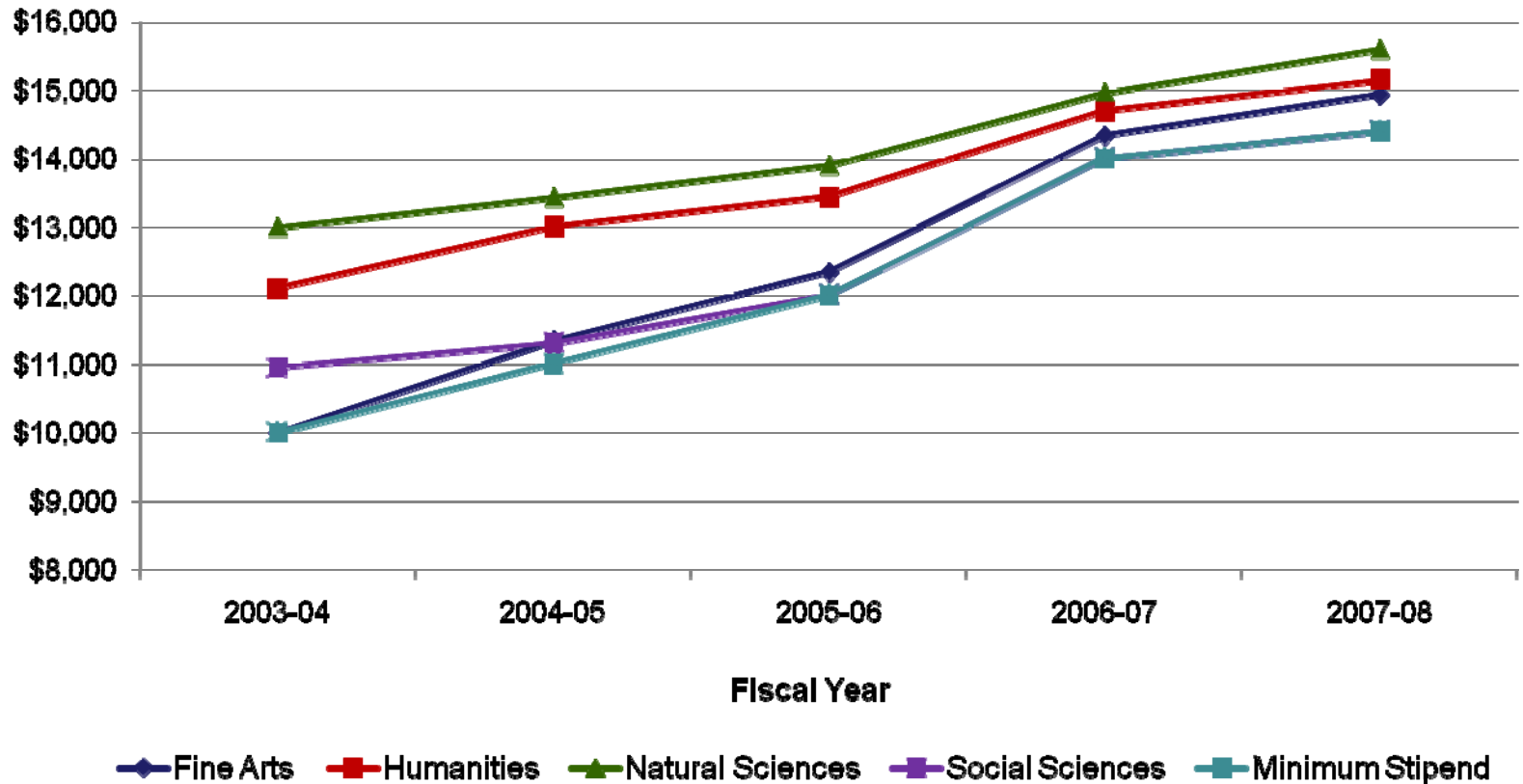
Teaching Assistantships

Holden Thorp

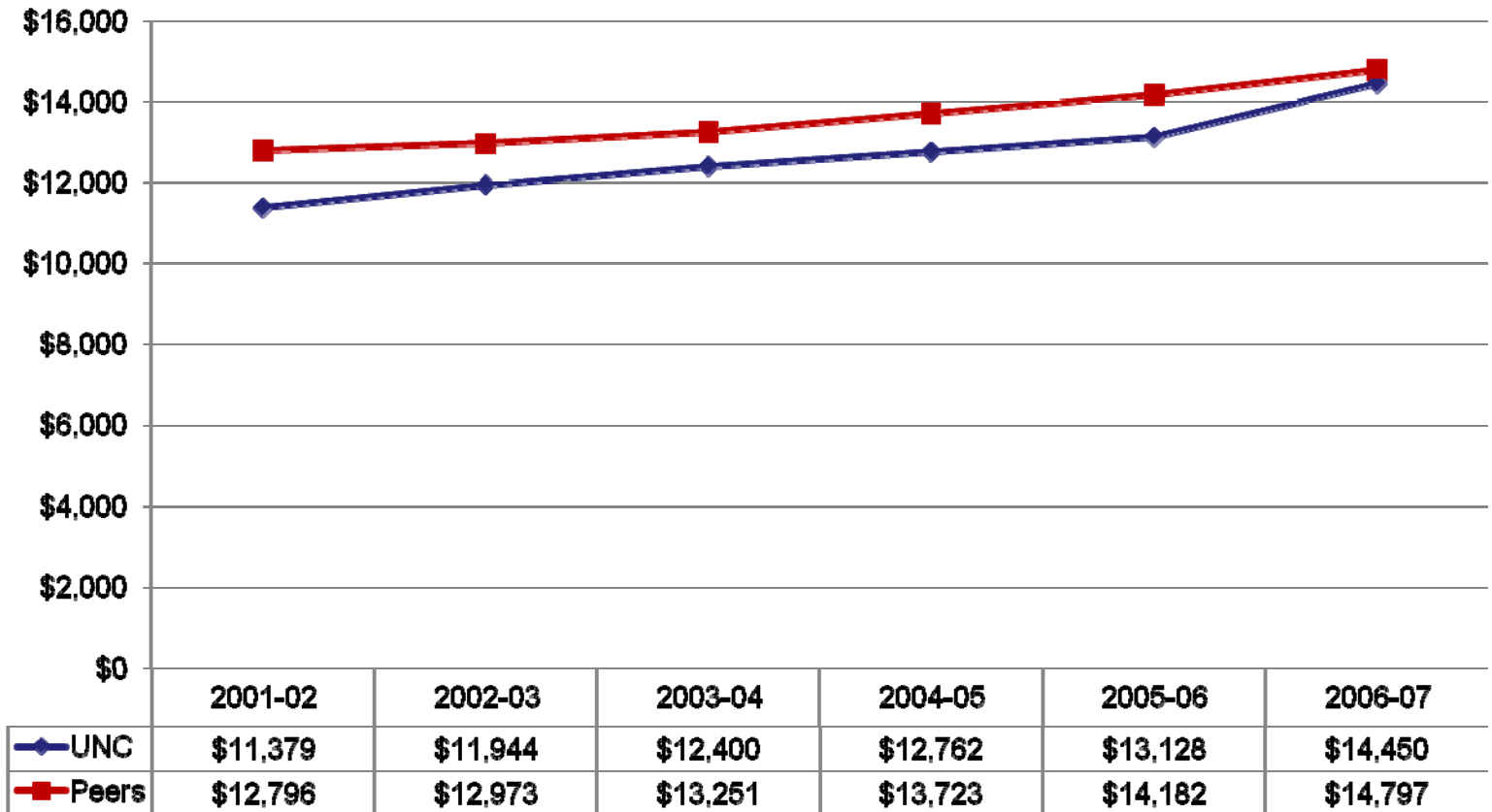
W. R. Kenan Jr. Professor, Chemistry

Dean, College of Arts and Sciences

Base 9-Month Salary Stipends for PhD Candidates Serving as TAs in the College of Arts & Sciences



Average 9-Month Teaching Assistantship Stipends: UNC vs. Public Peers



Concerns

- Adding extra teaching and research duties to increase realized wages extends time to degree
- Low number of non-teaching fellowships in the humanities and social sciences is a severe disadvantage in recruiting and lengthens time to degree
- Solving these issues is vital to enrollment growth, both in maintaining graduate student/undergraduate ratio AND in ameliorating the pressure that additional undergraduates will place on the teaching obligations of graduate students



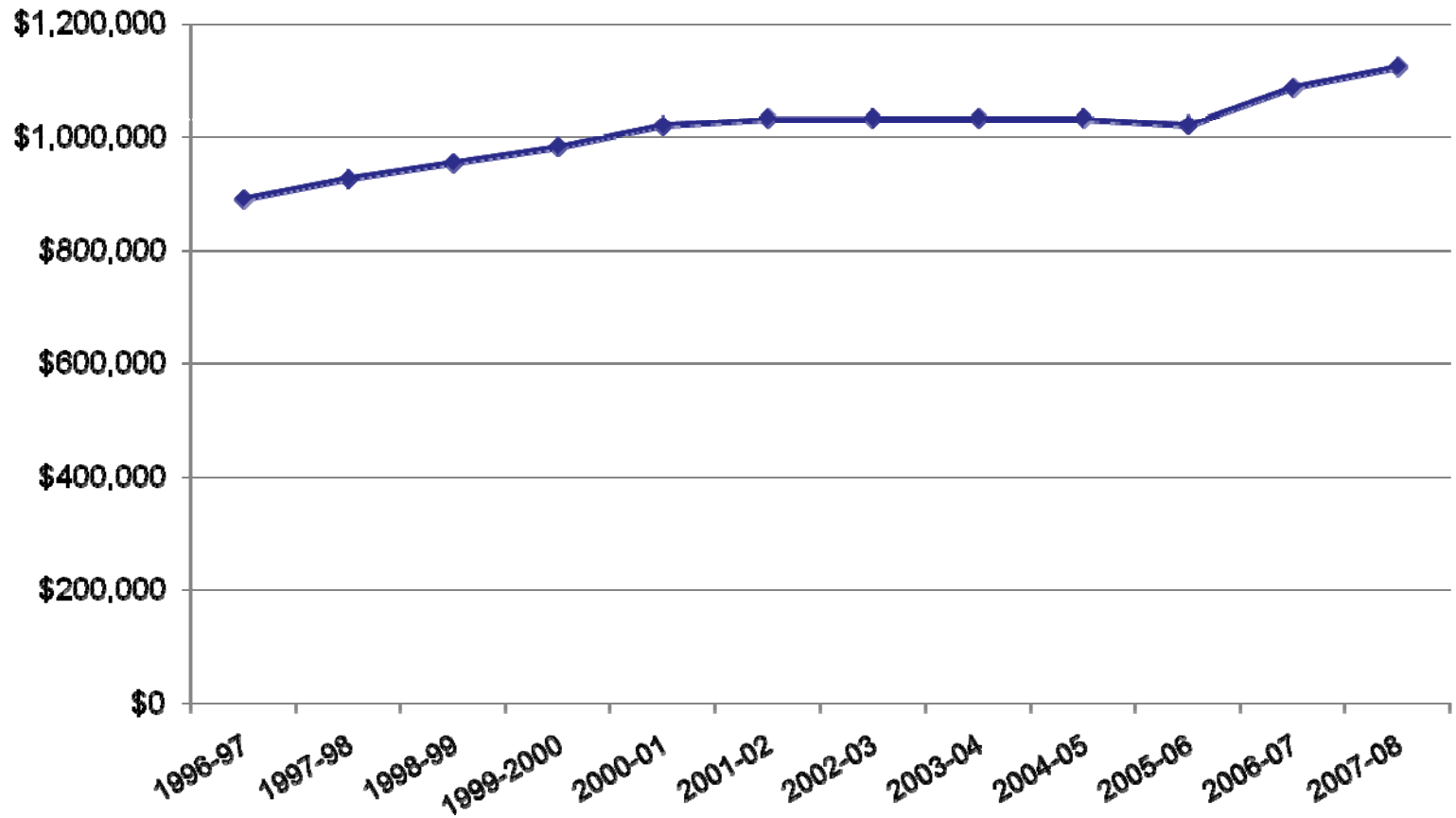
Fellowships and Traineeships

Linda Dykstra

W. R. Kenan Jr. Professor, Psychology

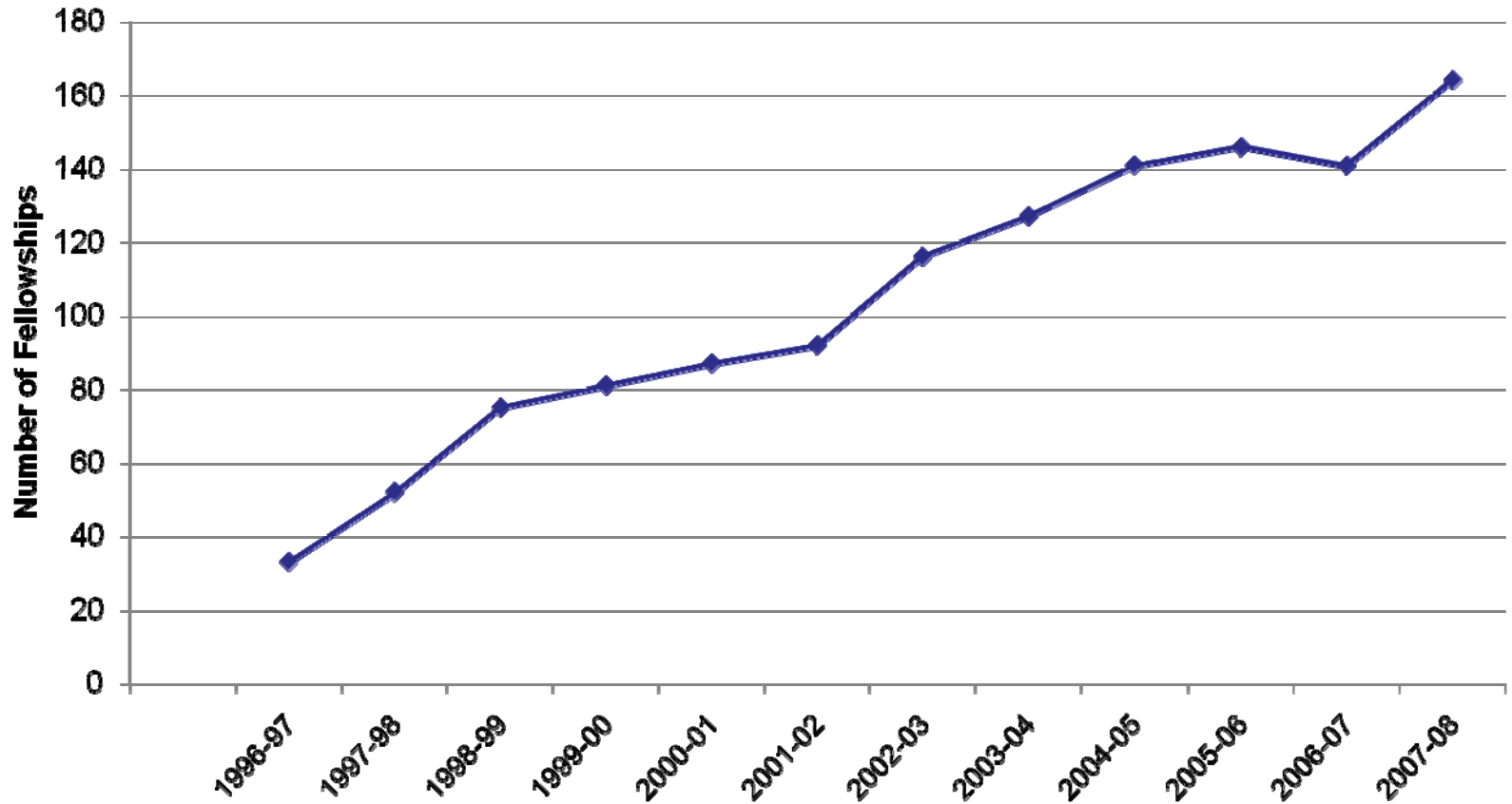
Dean, The Graduate School

Merit Assistantship Budget, 1996-97 to 2007-08



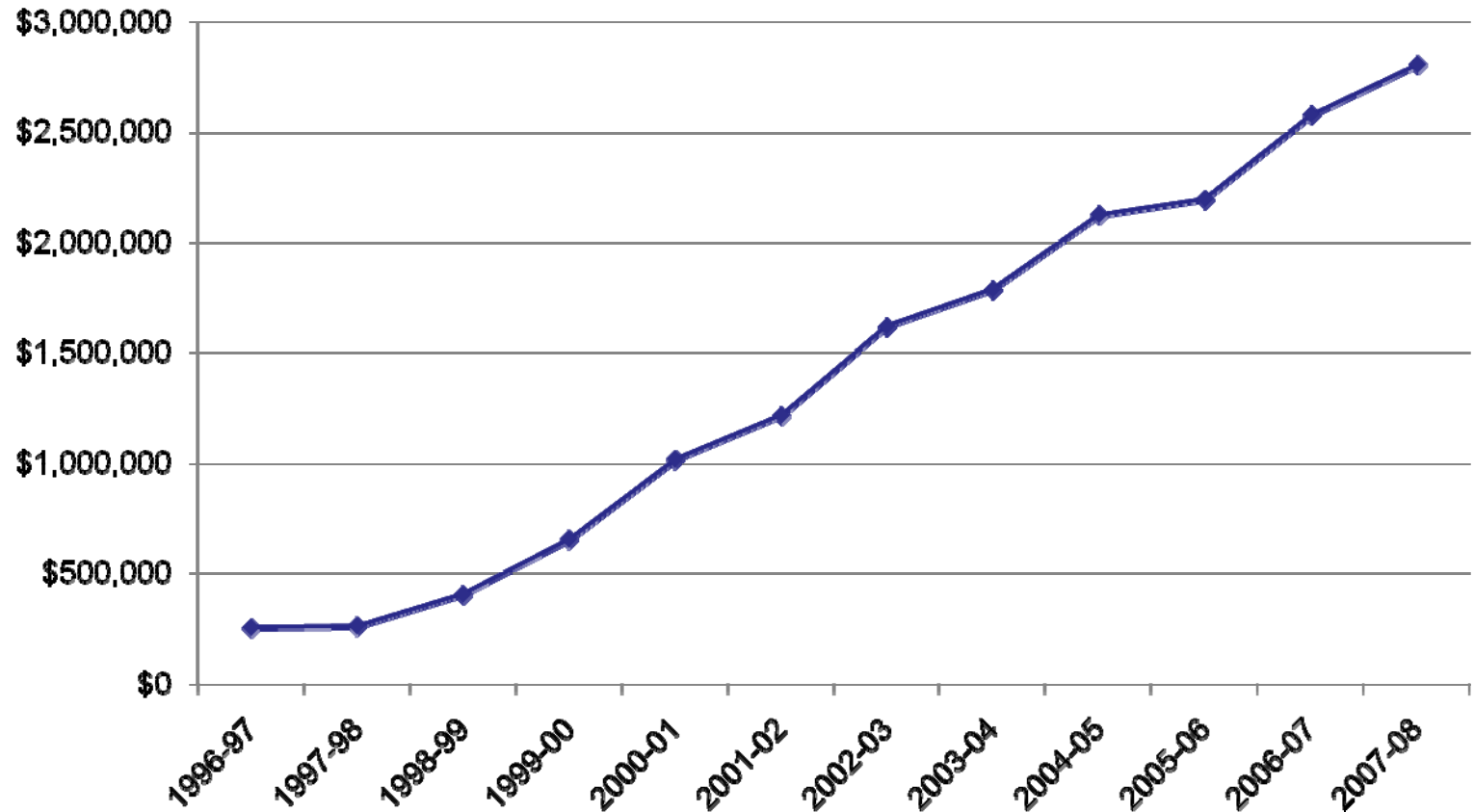
THE UNIVERSITY
of NORTH CAROLINA
at CHAPEL HILL

Total Number of Privately-Funded Full Fellowships, 1996-97 to 2007-08



THE UNIVERSITY
of NORTH CAROLINA
at CHAPEL HILL

Total Expenditures (Stipends, Tuition Support, Fees, Health Insurance) for Full Fellowships, 1996-97 to 2007-08



THE UNIVERSITY
of NORTH CAROLINA
at CHAPEL HILL

Creation of 30 NEW Science and Technology Fellowships

- For FY2008, the General Assembly increased tuition remission budget by \$574,000 for recruitment of graduate students in Science and Technology.
- The Graduate School and the Provost's Office dedicated \$540,000 for stipends to match these new tuition remissions.
- This combination of resources allowed us to create 30 NEW Science and Technology Fellowships.
- Each fellowship will include:
 - A Stipend \$18,000 / 9 months
 - Full Tuition \$19,411 (non-resident) or \$5,013 (resident)
 - Health Insurance \$ 1,800



Support Packages

Students appointed to teaching or research assistantships, fellowships, and traineeships are also eligible to receive tuition support and health insurance.

All students can apply for need-based financial aid through the Office of Scholarships & Student Aid, regardless of assistantship status.

	Minimum Stipend per Semester for 2007-08	Tuition Remission	In-State Tuition Award	Health Insurance
Teaching Assistantships	\$7,200	Non-NC residents receiving a stipend	All stipend recipients	Paid benefit
Research Assistantships	\$6,500	Non-NC residents receiving a stipend	All stipend recipients	Paid benefit
Graduate Assistantships	Variable	Not eligible	Not eligible	Limited eligibility
Fellowships and Traineeships	Variable	Non-NC residents receiving a stipend	All stipend recipients	Paid benefit

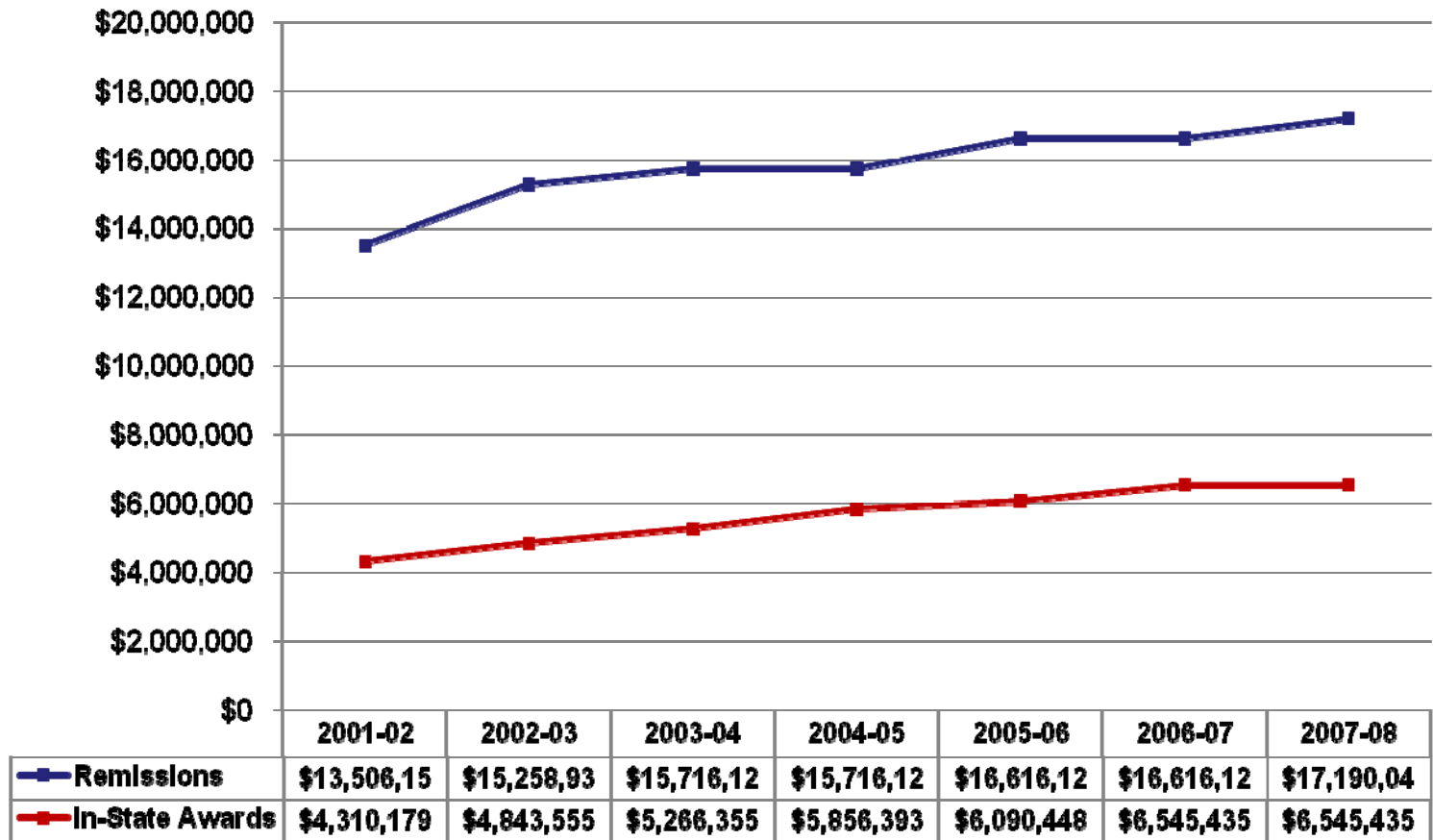


Tuition Remissions

	2002-03	2003-04	2004-05	2005-06	2006-07
Academic Affairs					
FTE Awards	905	846	923	937	917
Total Value	\$10,540,617	\$10,155,657	\$12,230,713	\$13,118,564	\$12,841,654
Total Non-Residents	2,111	1,990	1,851	1,811	1,785
% Receiving Awards	43%	43%	50%	52%	51%
Health Affairs					
FTE Awards	288	280	262	255	254
Total Value	\$3,349,369	\$3,477,753	\$3,475,660	\$3,478,112	\$3,477,535
Total Non-Residents	826	750	707	786	736
% Receiving Awards	35%	37%	37%	32%	35%
Graduate School (Beginning in 2004-05 tuition remissions were charged directly to each School's subaccount)					
FTE Awards	114	163			
Award \$ Amount	\$1,332,531	\$1,950,487			
Total					
FTE Awards	1,307	1,289	1,186	1,192	1,171
Total Value	\$15,222,518	\$15,583,897	\$15,706,373	\$16,596,676	\$16,319,189
Total Non-Residents	2,937	2,740	2,558	2,597	2,521
% Receiving Awards	45%	47%	46%	46%	46%



State-Funded Budget for Tuition Remissions and In-State Tuition Awards



THE UNIVERSITY
of NORTH CAROLINA
at CHAPEL HILL

Tuition Remissions, Tuition Awards, and TA Salary Increase History

Fiscal Year	Tuition Remissions			Tuition Awards			Campus-Based Tuition TA Salary Increases
	Budget	Expenses	Balance	Budget	Expenses	Balance	
2001-02	\$13,506,157	\$13,337,127	\$169,030	\$4,310,179	\$3,657,465	\$652,714	
2002-03	\$15,258,937	\$15,222,518	\$36,419	\$4,310,179	\$3,657,465	\$652,714	
2003-04	\$15,716,127	\$15,583,897	\$132,230	\$5,266,355	\$4,684,203	\$582,152	
2004-05	\$15,716,127	\$15,706,373	\$9,754	\$5,856,393	\$5,622,825	\$233,568	\$625,000
2005-06	\$16,616,127	\$16,596,676	\$19,451	\$6,090,448	\$4,967,774	\$1,122,674	\$667,000
2006-07	\$16,616,127	\$16,319,189	\$296,938	\$6,545,435	\$5,662,498	\$882,937	\$1,585,000
2007-08	\$17,190,045			\$6,545,435			\$255,200
TOTAL							\$ 3,132,700



Financial Aid

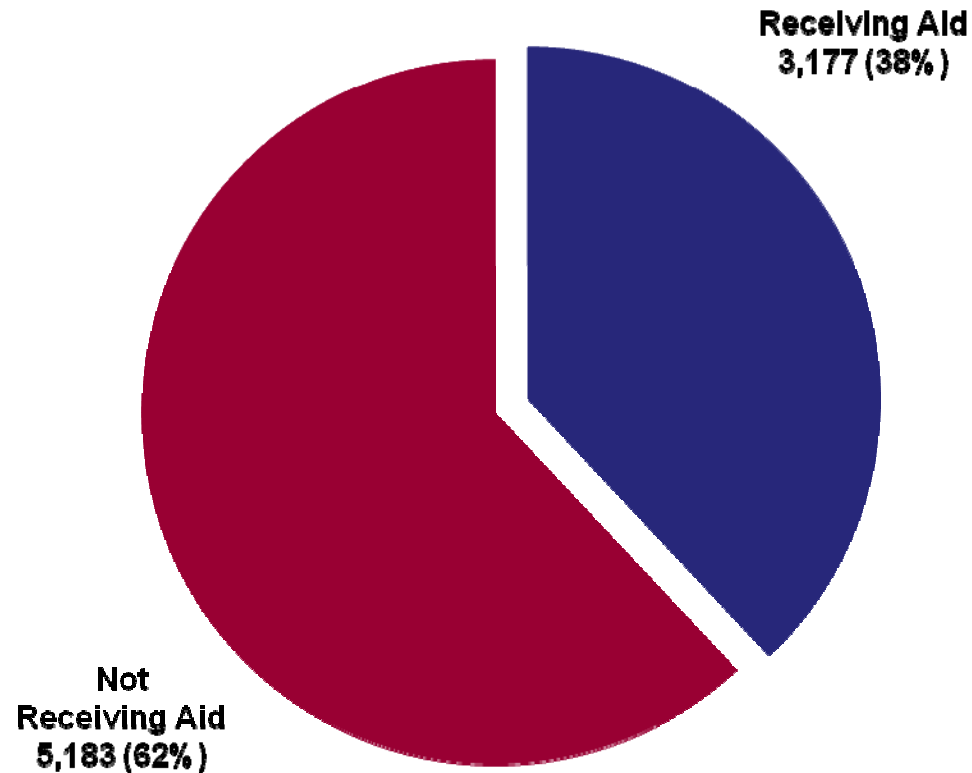
Shirley Ort

Associate Provost

Director, Office of Scholarships and Student Aid

Percentage of Enrolled Graduate Students Receiving Aid Disbursed by the Office of Scholarships and Student Aid, 2006-07

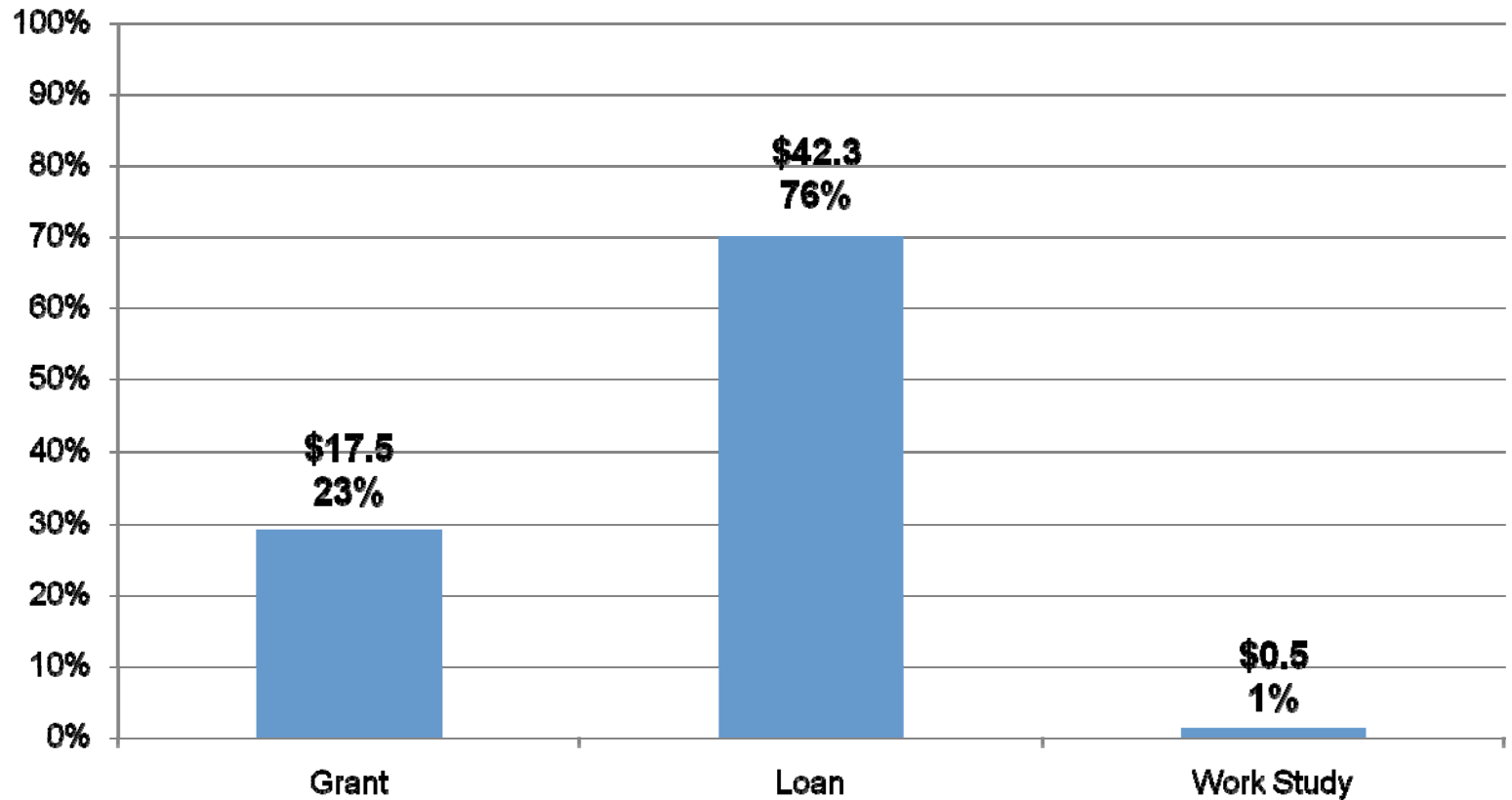
Total Population of Graduate Students* enrolled in either Fall or Spring = 8,360



THE UNIVERSITY
of NORTH CAROLINA
at CHAPEL HILL

**Excludes students enrolled in MD, DDS, PharmD, and JD.*

Total Aid Disbursed to Graduate Students by the Office of Scholarships and Student Aid in Millions, 2006-07



Total: \$60.3 Million



Need Based Aid / “Hold Harmless” Analysis, 2007-08

	Undergraduate
Revenue	\$6,896,501
35% Aid Set-Aside	\$2,413,775
Awards	N = 4,689
Total	\$2,178,250
Balance	\$235,525

	Graduate/ Professional
Revenue	\$2,979,000
35% Aid Set-Aside	\$1,042,650
Awards	N = 2,633
Total	\$1,316,500
Balance	(\$273,850)

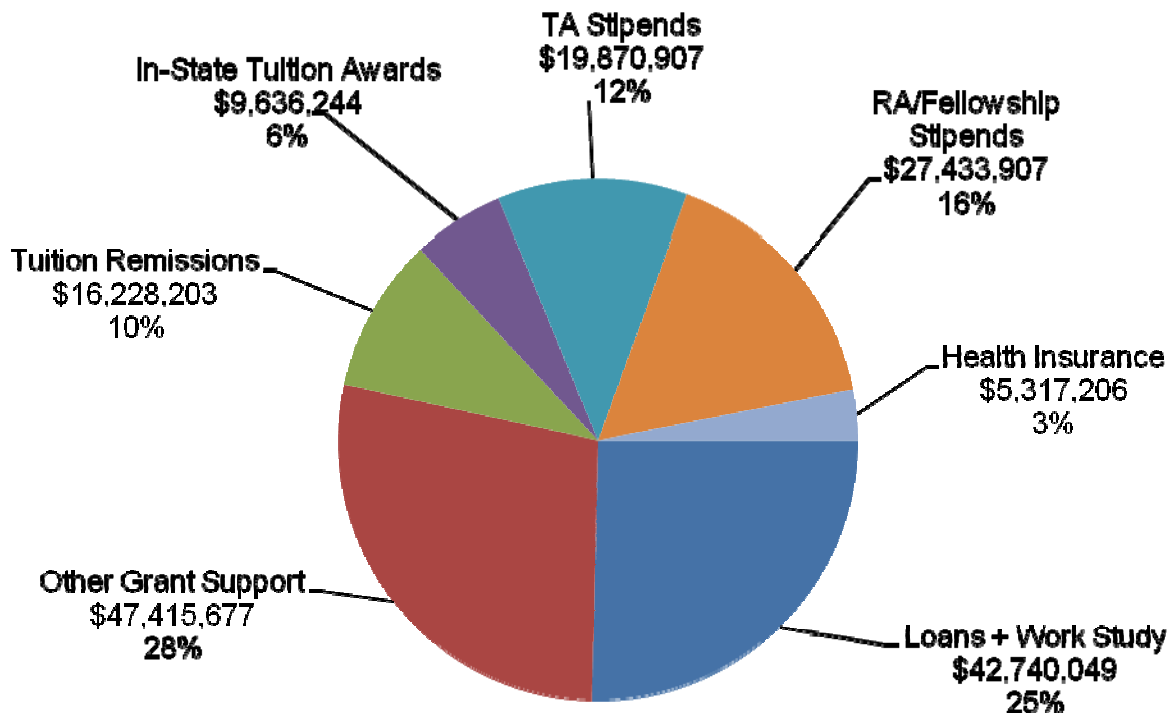
The fund is short by \$38,325.

Conclusion: Undergraduate students were subsidizing graduate and professional students.



Sources of Revenue for Graduate Student Funding

All Sources Disbursed to Graduate Students, 2006-07



Note: This chart does not include aid to MD, DDS, PharmD, and JD students.

Total: \$168,642,193



THE UNIVERSITY
of NORTH CAROLINA
at CHAPEL HILL

Source: Student Aid Accounting and Reporting System (StARS)

Goals

- Graduate and Professional Student Enrollment
- Graduate and Professional Student Funding
 - Support from tuition increases
 - Support from private donations
 - Should be a major target of our next fundraising campaign



Graduate Fellowships Needs Assessment

- 450 first-year, non-service fellowships at \$28,000 for a total of \$12.6 million
 - 9-month stipend
 - 9 hours in-state tuition
 - Health insurance

- Total endowment of \$252 million



Questions and Discussion